


NORBAR TORQUE TOOLS

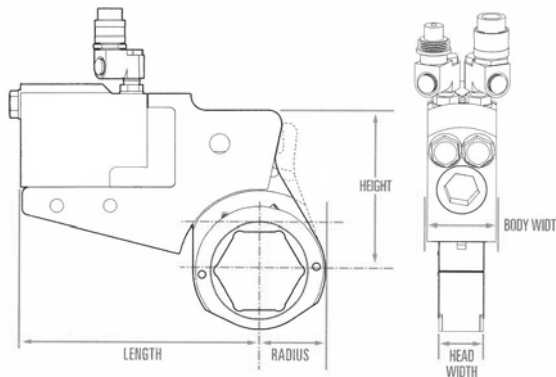
HYDRAULIC TORQUE WRENCH - NHC SERIES

METRIC RANGE



NORBAR HEXAGON CASSETTE (NHC) SERIES

- Precision machined from a durable, high strength and lightweight alloy to increase accuracy, durability and repeatability.
- Every tool has been calibrated to a $\pm 3\%$ accuracy which comes with its own unique Calibration Certificate and pressure settings for better accuracy.
- A reaction pad built into the tools body allows the tool to react against an adjacent nut, with the option of a reaction extension as an accessory.
- A multi-axis porting system allows the swivel fittings to be manually relocated from the top of the tool to the back of the tool using only simple hand tools.
- Light, ergonomic and compact design reduces operator fatigue and allows the tool to fit more applications.



PART NUMBER	MODEL	HEX RANGE	RANGE		DIMENSIONS (mm)				WEIGHT WITH HEAD (kg)
			N-m	lbf-ft	LENGTH	HEIGHT	BODY WIDTH	HEAD WIDTH	
73220	NHC-1	19-51 mm	159 - 1,754	117 - 1,294	159	102	28	24	3.29
73221	NHC-3	32-75 mm	399 - 4,168	294 - 3,074	178	146	37	27 or 30	4.20
73222	NHC-7	51-95 mm	904 - 9,354	667 - 6,899	235	159	38	38	6.35
73223	NHC-10	60-105 mm	1,342 - 13,423	990 - 9,900	248	203	50	50	11.11
73224	NHC-17	70-135 mm	2,051 - 21,627	1,513 - 15,951	286	235	50	62	19.05
73225	NHC-25	86-145 mm	3,064 - 32,024	2,260 - 23,620	286	235	74	75	25.85
73226	NHC-50	115-185 mm	4,711 - 60,720	3,475 - 44,785	391	267	74	75	38.56

NOTE: When ordering your NHC body please also order the appropriate Hex Link Cassette(s), either Imperial or Metric for your application(s).

NORBAR TORQUE TOOLS

HYDRAULIC TORQUE WRENCH - NHC SERIES

METRIC RANGE

METRIC HEX LINK CASSETTES AVAILABLE FOR NHC

	PART NUMBER	DIMENSIONS (mm)		
		ACROSS FLATS	RADIUS	C/R
FOR USE WITH NHC-1	73240.M19	19	27	10
	73240.M22	22	27	12
	73240.M24	24	30	11
	73240.M27	27	30	9
	73240.M30	30	33	12
	73240.M32	32	33	9
	73240.M36	36	36	9
	73240.M41	41	38	9
	73240.M46	46	41	9
	73240.M50	50	44	9

	PART NUMBER	DIMENSIONS (mm)		
		ACROSS FLATS	RADIUS	C/R
FOR USE WITH NHC-3	73241.M30	30	35	12
	73241.M32	32	35	9
	73241.M36	36	37	9
	73241.M41	41	40	9
	73241.M46	46	43	10
	73241.M50	50	51	10
	73241.M55	55	48	10
	73241.M60	60	50	10
	73241.M65	65	54	12
	73241.M70	70	57	12
73241.M75	75	60	12	

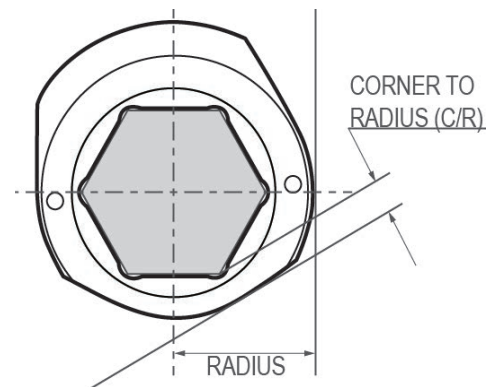
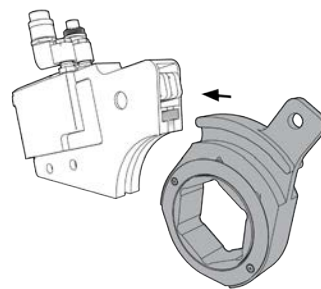
	PART NUMBER	DIMENSIONS (mm)		
		ACROSS FLATS	RADIUS	C/R
FOR USE WITH NHC-7	73242.M50	50	46	12
	73242.M55	55	48	12
	73242.M60	60	51	12
	73242.M65	65	55	12
	73242.M70	70	61	14
	73242.M75	75	65	13
	73242.M80	80	67	14
	73242.M85	85	72	16
	73242.M90	90	72	16
	73242.M95	95	77	16

	PART NUMBER	DIMENSIONS (mm)		
		ACROSS FLATS	RADIUS	C/R
FOR USE WITH NHC-10	73243.M60	60	51	11
	73243.M65	65	55	12
	73243.M70	70	61	14
	73243.M75	75	65	13
	73243.M80	80	67	14
	73243.M85	85	73	21
	73243.M90	90	73	19
	73243.M95	95	78	24
	73243.M100	100	83	25
	73243.M105	105	83	24

	PART NUMBER	DIMENSIONS (mm)		
		ACROSS FLATS	RADIUS	C/R
FOR USE WITH NHC-17	73244.M70	70	64	23
	73244.M75	75	67	23
	73244.M80	80	69	23
	73244.M85	85	74	26
	73244.M90	90	74	23
	73244.M95	95	81	26
	73244.M100	100	85	29
	73244.M105	105	85	26
	73244.M110	110	85	30
	73244.M115	115	91	26
	73244.M120	120	99	26
	73244.M130	130	104	29
	73244.M135	135	104	26

	PART NUMBER	DIMENSIONS (mm)		
		ACROSS FLATS	RADIUS	C/R
FOR USE WITH NHC-25	73245.M85	85	74	25
	73245.M90	90	74	23
	73245.M95	95	81	26
	73245.M100	100	85	28
	73245.M105	105	85	25
	73245.M110	110	91	28
	73245.M115	115	91	25
	73245.M120	120	98	28
	73245.M130	130	104	29
	73245.M135	135	104	26
73245.M145	145	110	28	

	PART NUMBER	DIMENSIONS (mm)		
		ACROSS FLATS	RADIUS	C/R
FOR USE WITH NHC-50	73246.M115	115	100	33
	73246.M120	120	105	32
	73246.M130	130	110	36
	73246.M135	135	110	33
	73246.M145	145	116	32
	73246.M150	150	121	35
	73246.M155	155	121	32
	73246.M165	165	127	32
	73246.M170	170	133	32
	73246.M180	180	138	35
73246.M185	185	138	32	



NOTE: Imperial sizes are also available (see 07576.IMP for details) and non-common sizes can be made to order.

NORBAR TORQUE TOOLS

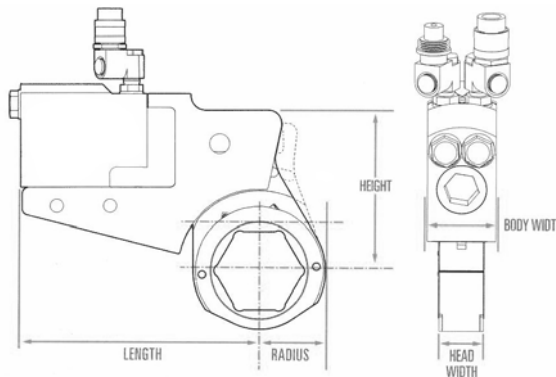
HYDRAULIC TORQUE WRENCH - NHC SERIES

IMPERIAL RANGE



NORBAR HEXAGON CASSETTE (NHC) SERIES

- Precision machined from a durable, high strength and lightweight alloy to increase accuracy, durability and repeatability.
- Every tool has been calibrated to a $\pm 3\%$ accuracy which comes with its own unique Calibration Certificate and pressure settings for better accuracy.
- A reaction pad built into the tools body allows the tool to react against an adjacent nut, with the option of a reaction extension as an accessory.
- A multi-axis porting system allows the swivel fittings to be manually relocated from the top of the tool to the back of the tool using only simple hand tools.
- Light, ergonomic and compact design reduces operator fatigue and allows the tool to fit more applications.



PART NUMBER	MODEL	HEX RANGE	RANGE		DIMENSIONS (inches)				WEIGHT WITH HEAD (lbs)
			N-m	lbf-ft	LENGTH	HEIGHT	BODY WIDTH	HEAD WIDTH	
73220	NHC-1	3/4" - 2"	159 - 1,754	117 - 1,294	6.250	4.000	1.100	0.950	7.25
73221	NHC-3	1 1/4" - 2 1/4"	399 - 4,168	294 - 3,074	7.000	5.750	1.450	1.075 or 1.200	9.25
73222	NHC-7	2" - 3 7/8"	904 - 9,354	667 - 6,899	9.250	6.250	1.500	1.500	14.00
73223	NHC-10	2 3/8" - 4 1/4"	1,342 - 13,423	990 - 9,900	9.750	8.000	1.950	1.950	24.50
73224	NHC-17	2 3/4" - 5 3/8"	2,051 - 21,627	1,513 - 15,951	11.250	9.250	1.950	2.450	42.00
73225	NHC-25	3 1/2" - 5 3/4"	3,064 - 32,024	2,260 - 23,620	11.250	9.250	2.900	2.950	57.00
73226	NHC-50	4 5/8" - 7 1/4"	4,711 - 60,720	3,475 - 44,785	15.375	10.500	2.900	2.950	85.00

NOTE: When ordering your NHC body please also order the appropriate Hex Link Cassette(s), either Imperial or Metric for your application(s).



NORBAR TORQUE TOOLS

HYDRAULIC TORQUE WRENCH - NHC SERIES

IMPERIAL RANGE

IMPERIAL HEX LINK CASSETTES AVAILABLE FOR NHC

	PART NUMBER	DIMENSIONS (inches)		
		ACROSS FLATS	RADIUS	C/R
FOR USE WITH NHC-1	73240.112	¾	1.07	0.41
	73240.117	1 ¼	1.18	0.34
	73240.120	1 ¼	1.29	0.34
	73240.123	1 ⅞	1.40	0.34
	73240.126	1 ⅝	1.51	0.34
	73240.129	1 ⅜	1.61	0.34
	73240.132	2	1.72	0.34

	PART NUMBER	DIMENSIONS (inches)		
		ACROSS FLATS	RADIUS	C/R
FOR USE WITH NHC-3	73241.120	1 ¼	1.38	0.35
	73241.123	1 ⅞	1.46	0.35
	73241.126	1 ⅝	1.57	0.35
	73241.129	1 ⅜	1.70	0.40
	73241.130	1 ⅞	1.79	0.46
	73241.132	2	1.79	0.40
	73241.135	2 ⅜	1.90	0.40
	73241.138	2 ⅜	1.97	0.40
	73241.141	2 ⅞	2.12	0.46
	73241.144	2 ¾	2.24	0.46
	73241.147	2 ⅝	2.36	0.46

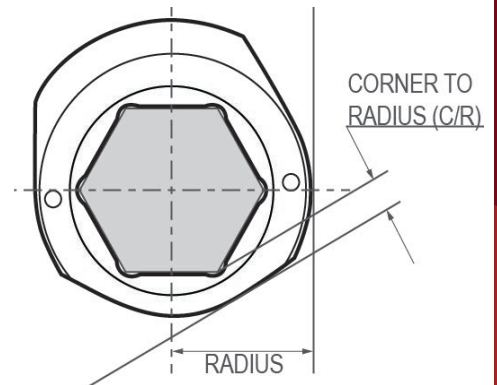
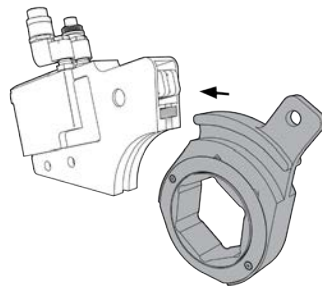
	PART NUMBER	DIMENSIONS (inches)		
		ACROSS FLATS	RADIUS	C/R
FOR USE WITH NHC-7	73242.132	2	1.80	0.47
	73242.135	2 ⅜	1.88	0.47
	73242.138	2 ⅝	2.02	0.47
	73242.141	2 ⅞	2.15	0.47
	73242.144	2 ¾	2.40	0.55
	73242.147	2 ⅝	2.55	0.50
	73242.150	3 ⅝	2.62	0.55
	73242.156	3 ½	2.85	0.63
	73242.162	3 ⅞	3.04	0.60

	PART NUMBER	DIMENSIONS (inches)		
		ACROSS FLATS	RADIUS	C/R
FOR USE WITH NHC-10	73243.138	2 ⅝	2.02	0.45
	73243.141	2 ⅞	2.15	0.47
	73243.144	2 ¾	2.40	0.55
	73243.147	2 ⅝	2.55	0.50
	73243.150	3 ⅝	2.62	0.55
	73243.156	3 ½	2.85	0.85
	73243.162	3 ⅞	3.07	0.85
	73243.168	4 ¼	3.26	0.85

	PART NUMBER	DIMENSIONS (inches)		
		ACROSS FLATS	RADIUS	C/R
FOR USE WITH NHC-17	73244.144	2 ¾	2.50	0.90
	73244.147	2 ⅝	2.62	0.90
	73244.150	3 ⅝	2.70	0.90
	73244.156	3 ½	2.90	0.90
	73244.162	3 ⅞	3.18	0.95
	73244.168	4 ¼	3.35	0.96
	73244.174	4 ⅝	3.58	0.96
	73244.180	5	3.90	1.00
	73244.186	5 ⅝	4.10	1.00

	PART NUMBER	DIMENSIONS (inches)		
		ACROSS FLATS	RADIUS	C/R
FOR USE WITH NHC-25	73245.156	3 ½	2.90	0.87
	73245.162	3 ⅞	3.18	0.95
	73245.168	4 ¼	3.35	0.90
	73245.174	4 ⅝	3.58	0.90
	73245.180	5	3.85	0.96
	73245.186	5 ⅝	4.10	1.00
	73245.192	5 ¾	4.32	1.02

	PART NUMBER	DIMENSIONS (inches)		
		ACROSS FLATS	RADIUS	C/R
FOR USE WITH NHC-50	73246.174	4 ⅝	3.92	1.25
	73246.180	5	4.13	1.25
	73246.186	5 ⅝	4.35	1.25
	73246.192	5 ¾	4.57	1.25
	73246.198	6 ⅝	4.78	1.25
	73246.1104	6 ½	5.00	1.25
	73246.1110	6 ⅞	5.22	1.25
	73246.1116	7 ¼	5.43	1.25



NOTE: Metric sizes are also available (see 07565.MET for details) and non-common sizes can be made to order.